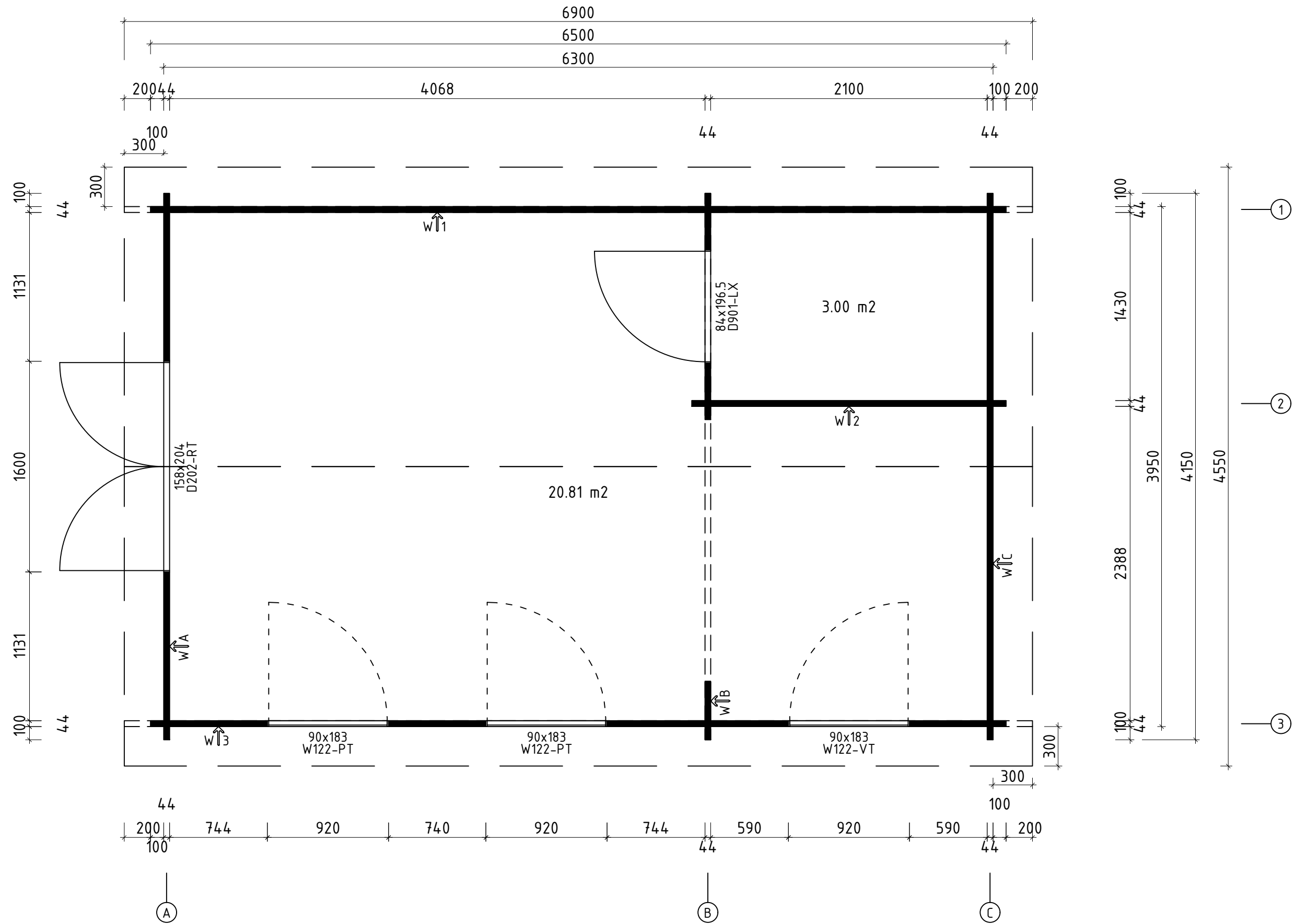
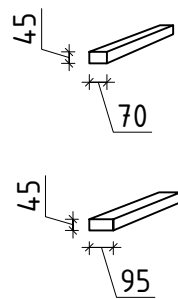
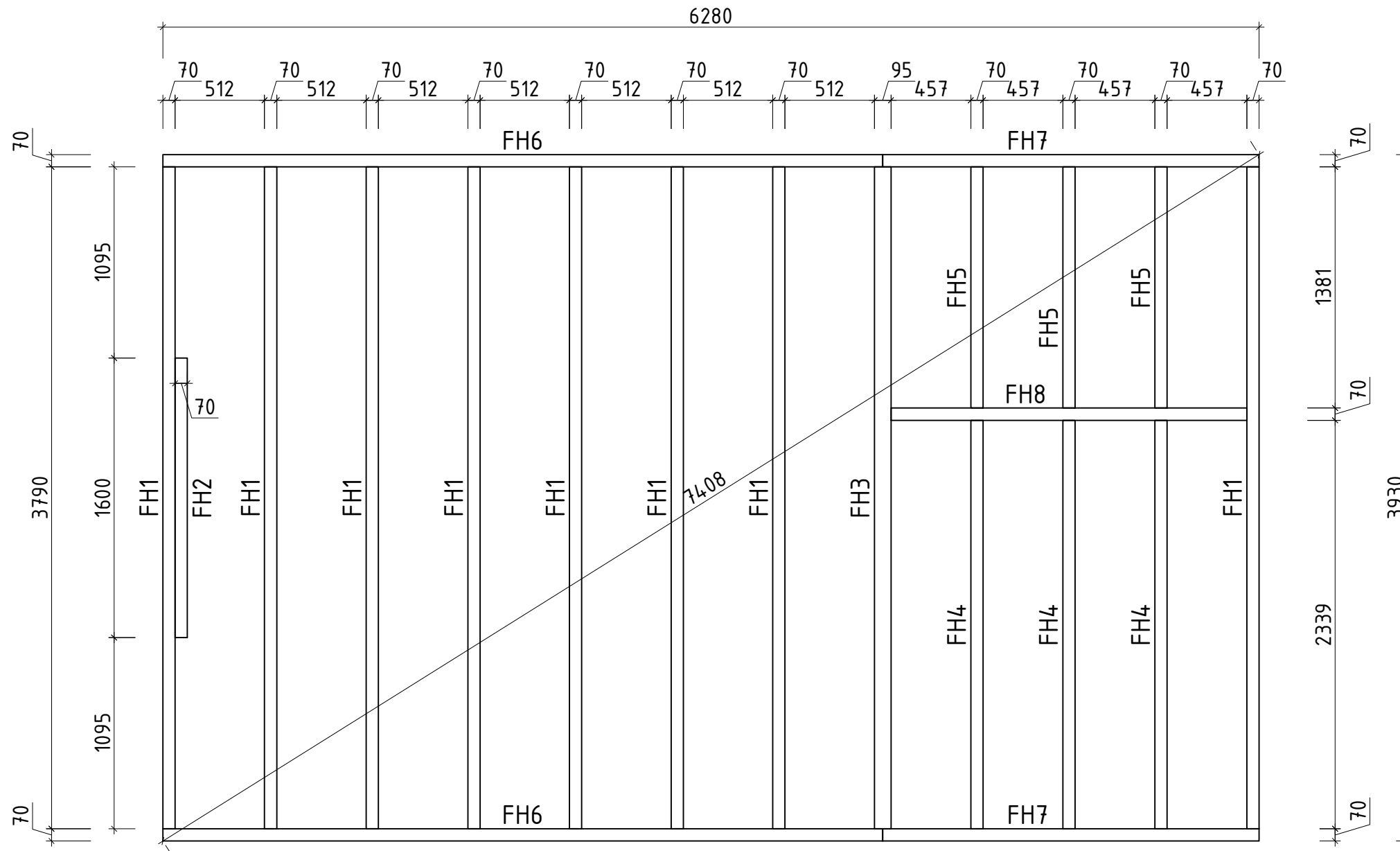


Name	Loma 3 415x650; 44		
Zeichnung/Drawing	3D	VS44_0329	
Profil/Profile	4.4x13.5	Maßstab/Scale	1:30
		Druck auf/ Print on	A4
		Datum/Date	13.01.2026

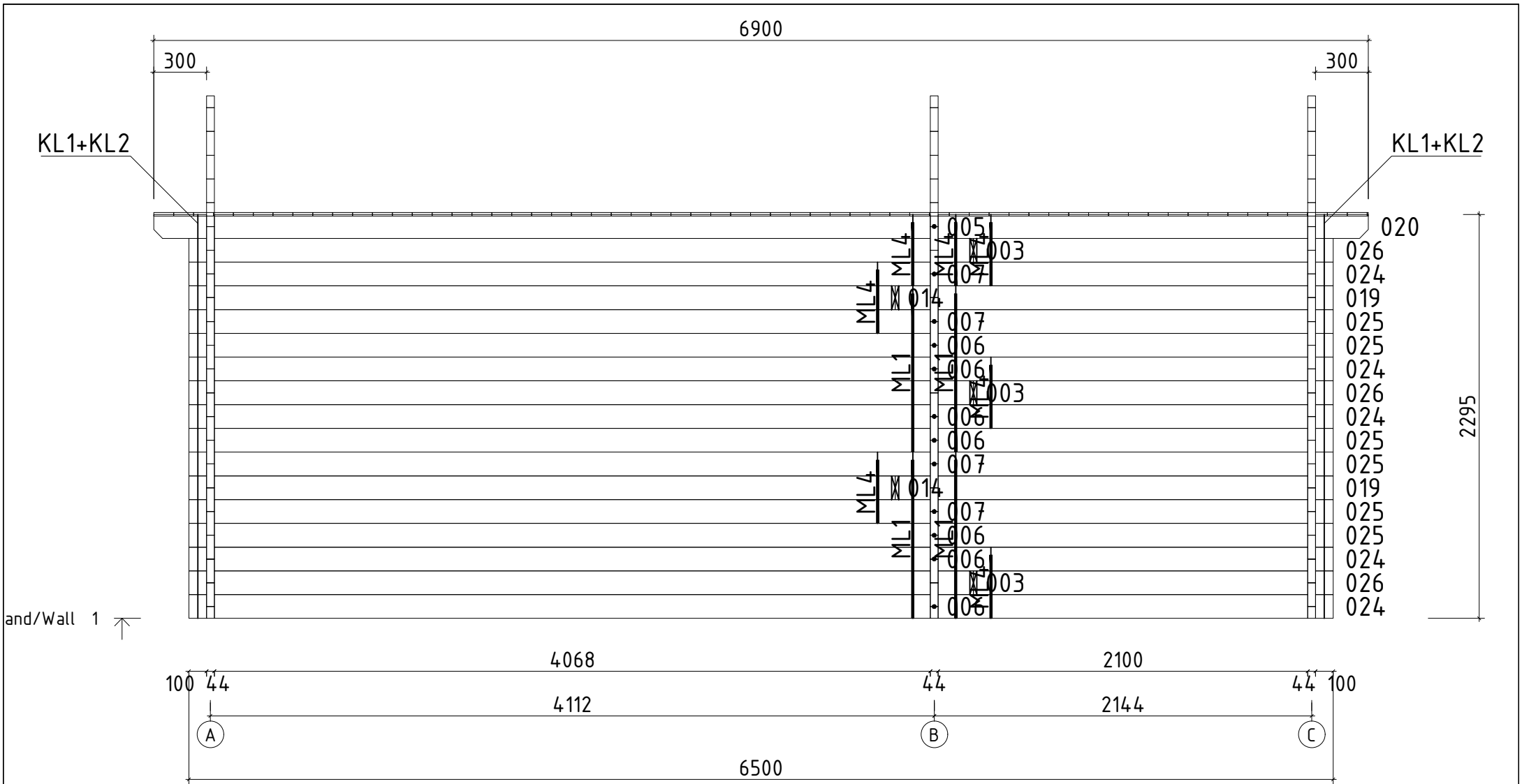


* Fenster und Türen sind mit Sprossen/
 Windows and doors are with muntins
Q3 – Qualitätsklasse für Fenster und Türen/
 Quality class for windows and doors

Name		Loma 3 415x650; 44	
Zeichnung/Drawing		Grundplan, Plan	VS44_0329
Profil/Profile	4.4x13.5	Maßstab/Scale	1:30
Druck auf/ Print on		A3	Datum/Date
			13.01.2026

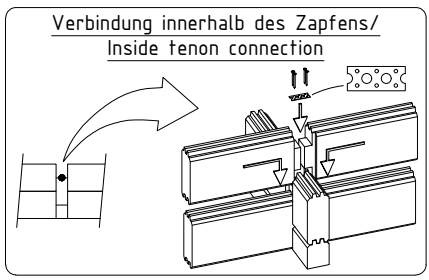


Name		Loma 3 415x650; 44	
Zeichnung/Drawing		Lagerholzplan, Foundation beams	VS44_0329
Profil/Profile	4.4x13.5	Maßstab/Scale	1:30
Druck auf/Print on	A3	Datum/Date	13.01.2026

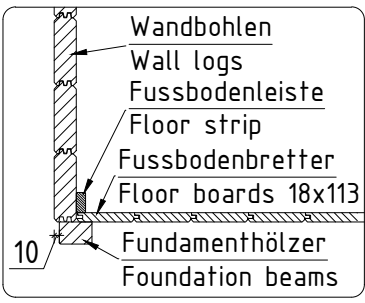
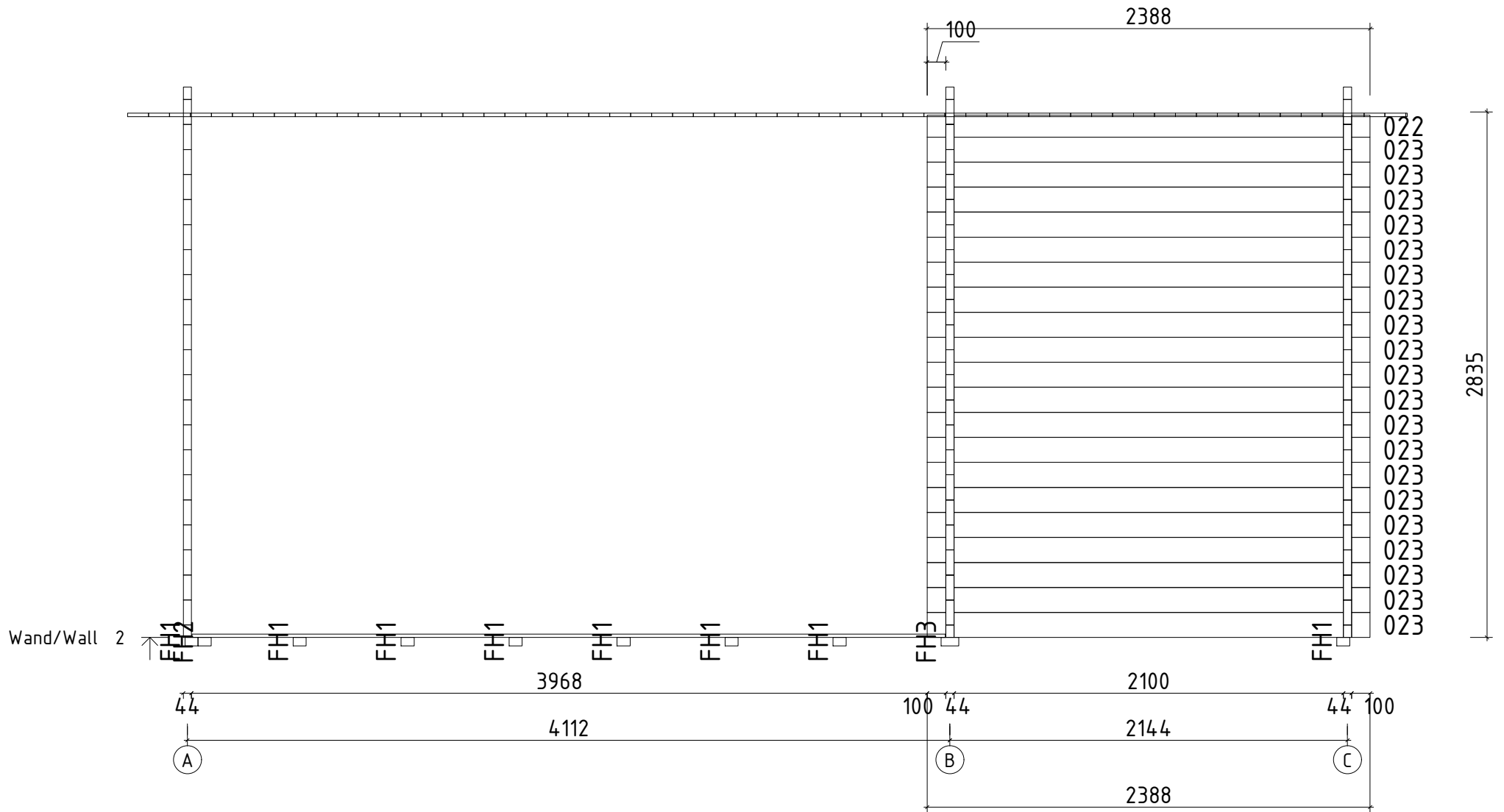


and/Wall 1 ↗

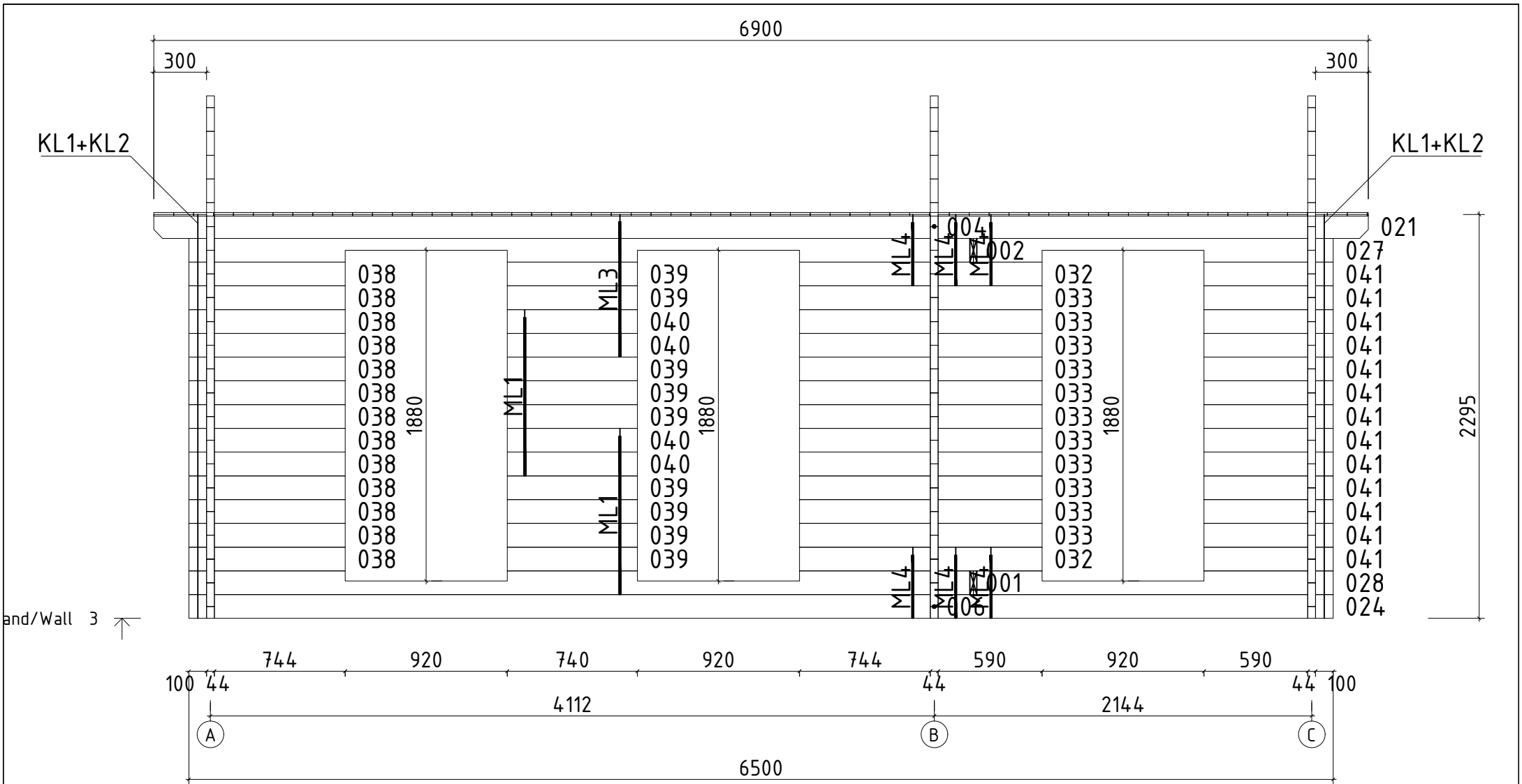
- Giebeldeckleisten
- Gable cover strips
- Dachbretter
- Roof boards 18x113
- Giebelbretter
- Gable boards
- Pfetten/Wandbohlen
- Purlins/Wall log



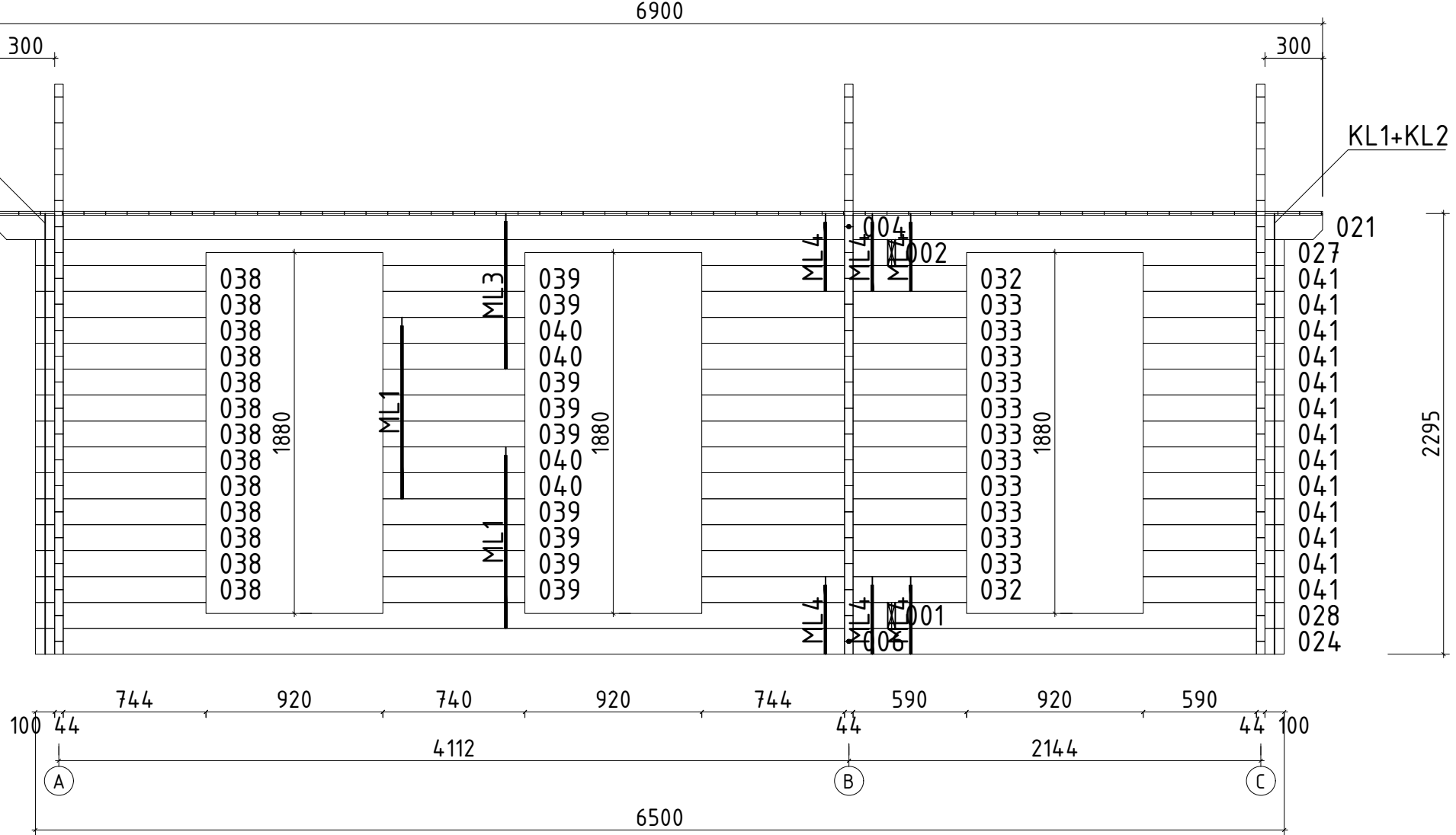
Name	Loma 3 415x650; 44		
Zeichnung/Drawing	WAND/WALL 1	VS44_0329	
Profil/Profile	4.4x13.5	Maßstab/Scale	1:30
		Druck auf/Print on	A4
		Datum/Date	13.01.2026




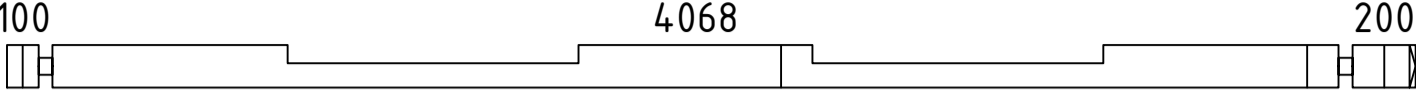
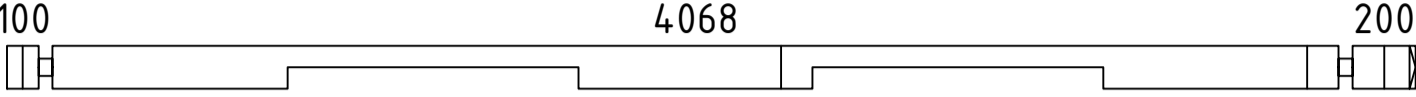
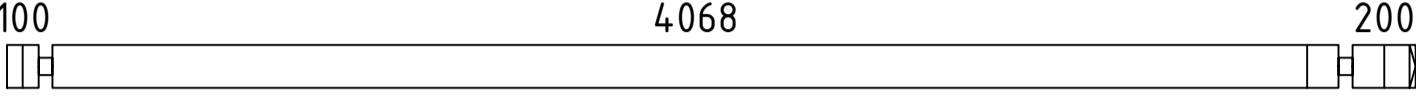


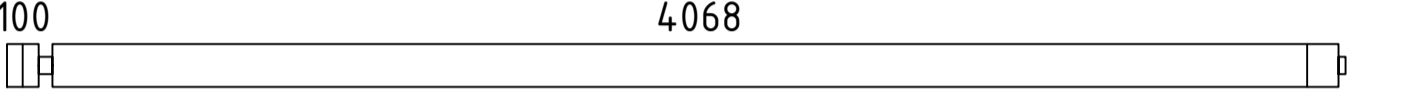
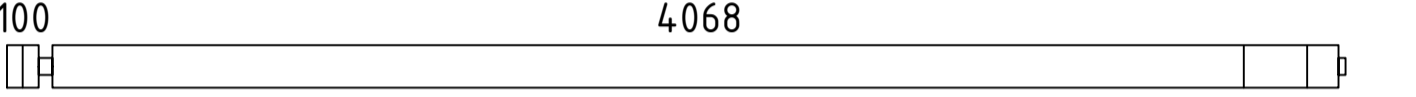

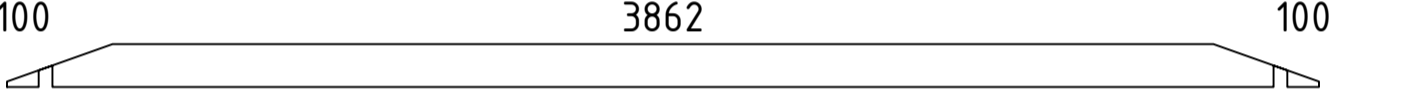



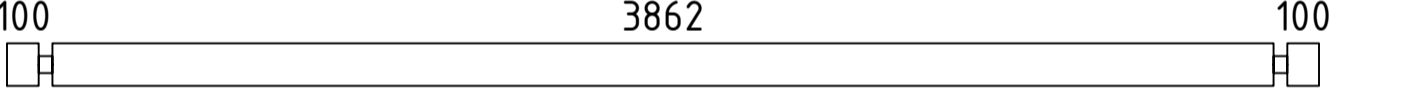
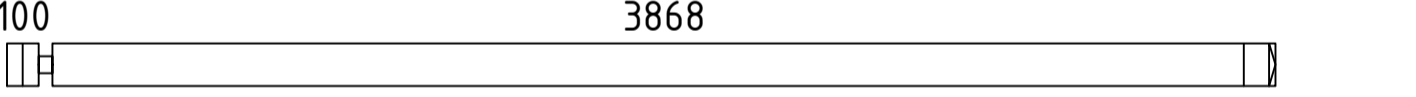
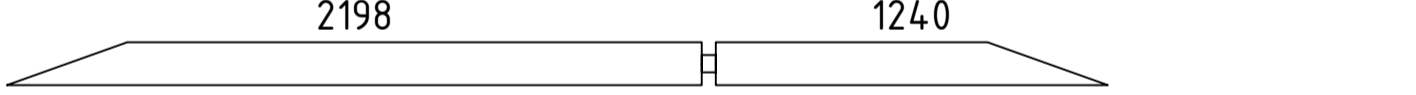

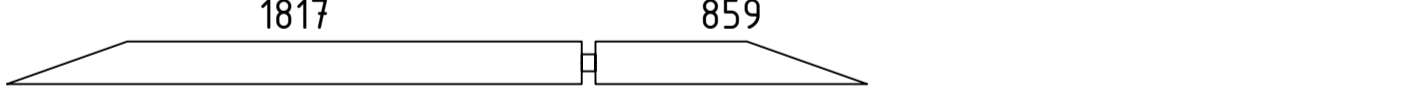
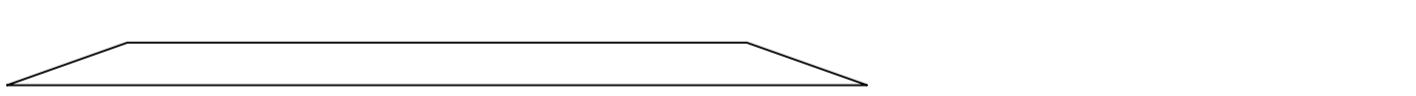
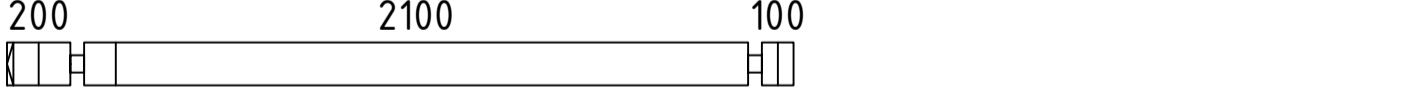
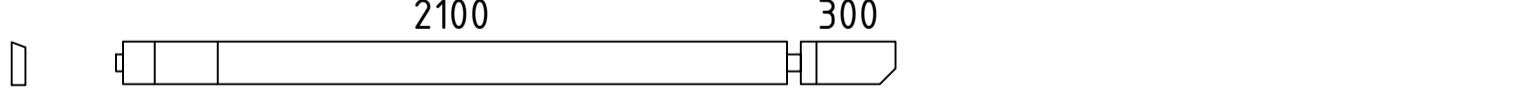
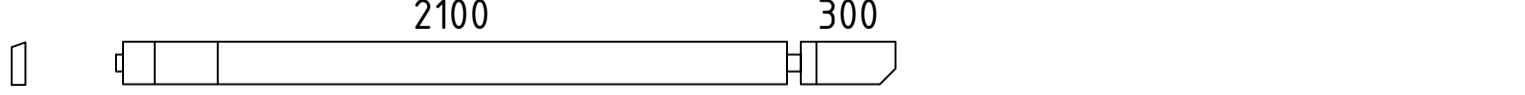

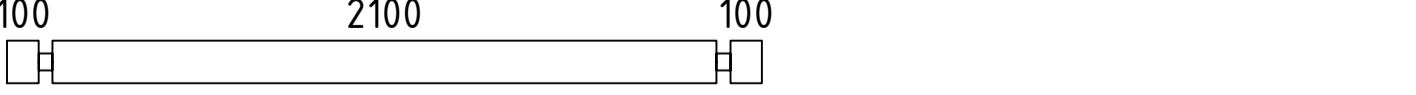
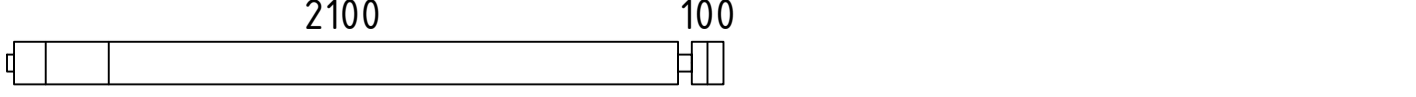
Name	Loma 3 415x650; 44		
Zeichnung/Drawing	WAND/WALL 2	VS44_0329	
Profil/Profile	4.4x13.5	Maßstab/Scale	1:30
		Druck auf/Print on	A4
		Datum/Date	13.01.2026

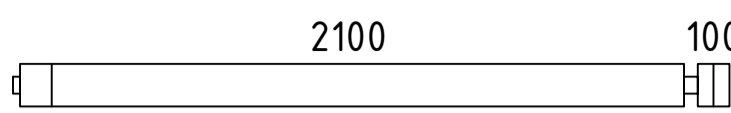
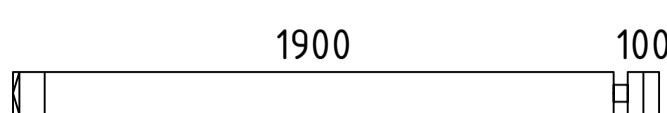
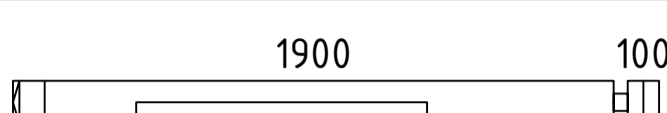
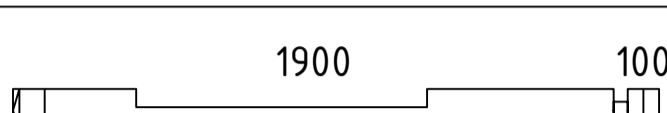
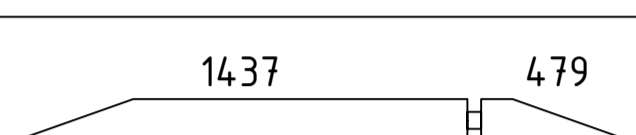

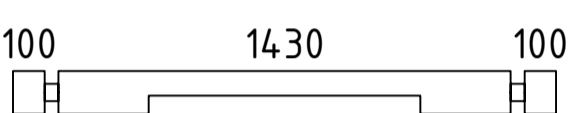




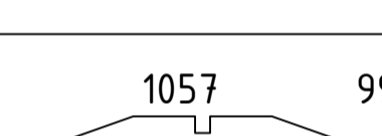
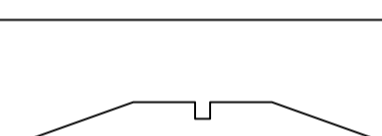
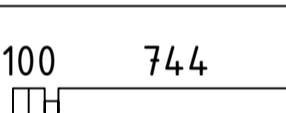




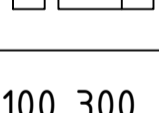
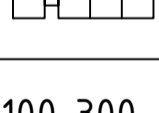
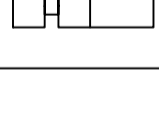
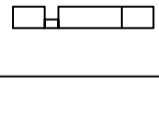





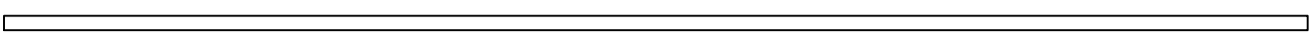
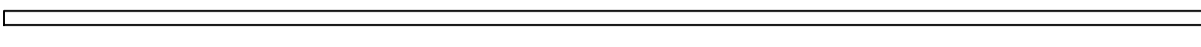






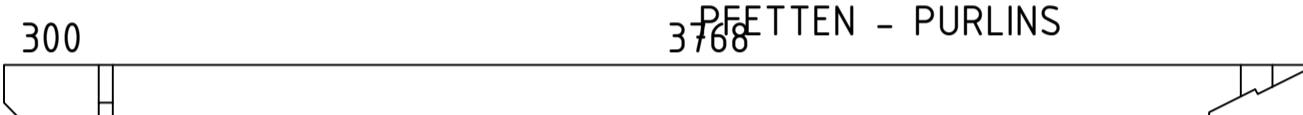
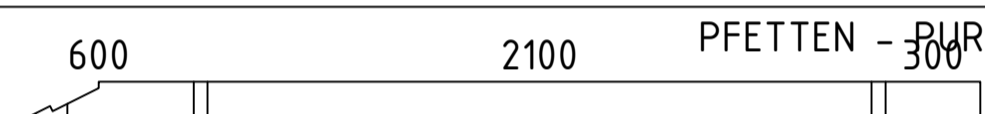
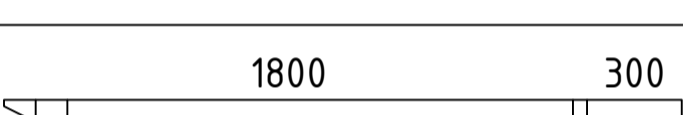
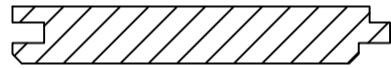


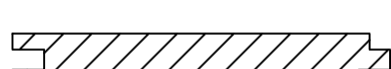






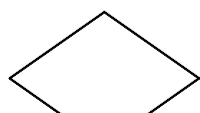



Wand/Wall 3

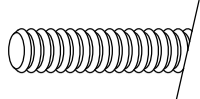






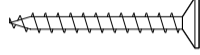
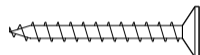






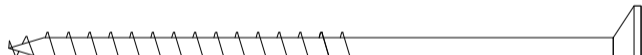









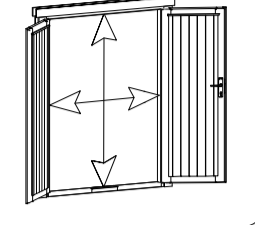
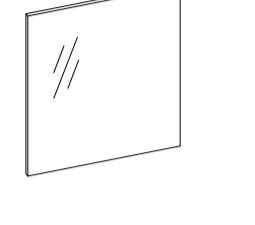
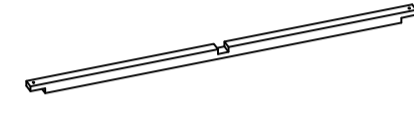
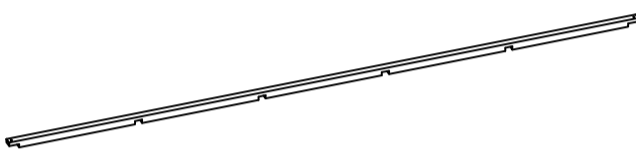
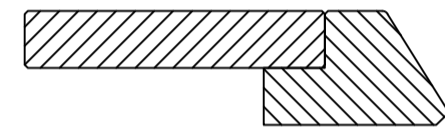
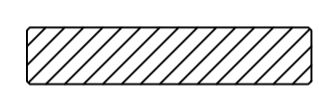
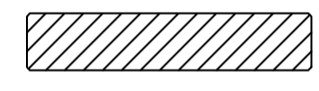
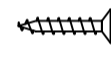

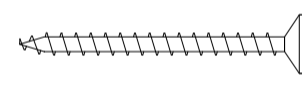
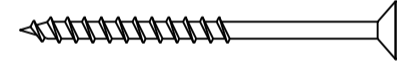
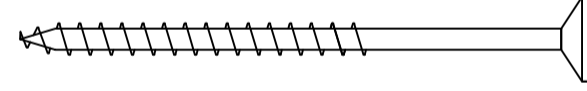
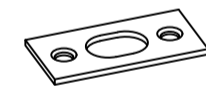
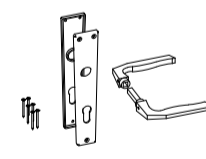
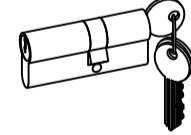
Name	Loma 3 415x650; 44		
Zeichnung/Drawing	WAND/WALL 3	VS44_0329	
Profil/Profile	4.4x13.5	Maßstab/Scale	1:30
Druck auf/Print on	A4	Datum/Date	13.01.2026

Pos	Teieliste/Specification Loma 3 415x650; 44	Pcs.	Profile (mm)	Length (mm)
Extra1		1	44x135	4456
001		1	44x135	4456
002		1	44x135	4456
003		3	44x135	4456
004		1	44x135	4434
005		1	44x135	4434
006		8	44x135	4234
007		4	44x135	4234
008		2	44x135	4150
009		1	44x135	4150
010		16	44x135	4150
011		1	44x68	4150
012		1	44x135	4150
013		1	44x135	4150
014		2	44x135	4012
015		2	44x135	3482
016		1	44x135	3482
017		2	44x135	2721
018		1	44x135	2721
019		2	44x135	2488
020		1	44x135	2466
021		1	44x135	2466
022		1	44x118	2388
023		20	44x135	2388
024		6	44x135	2266
Kood	Loma 3 415x650; 44	Materjal		Leht 1/8

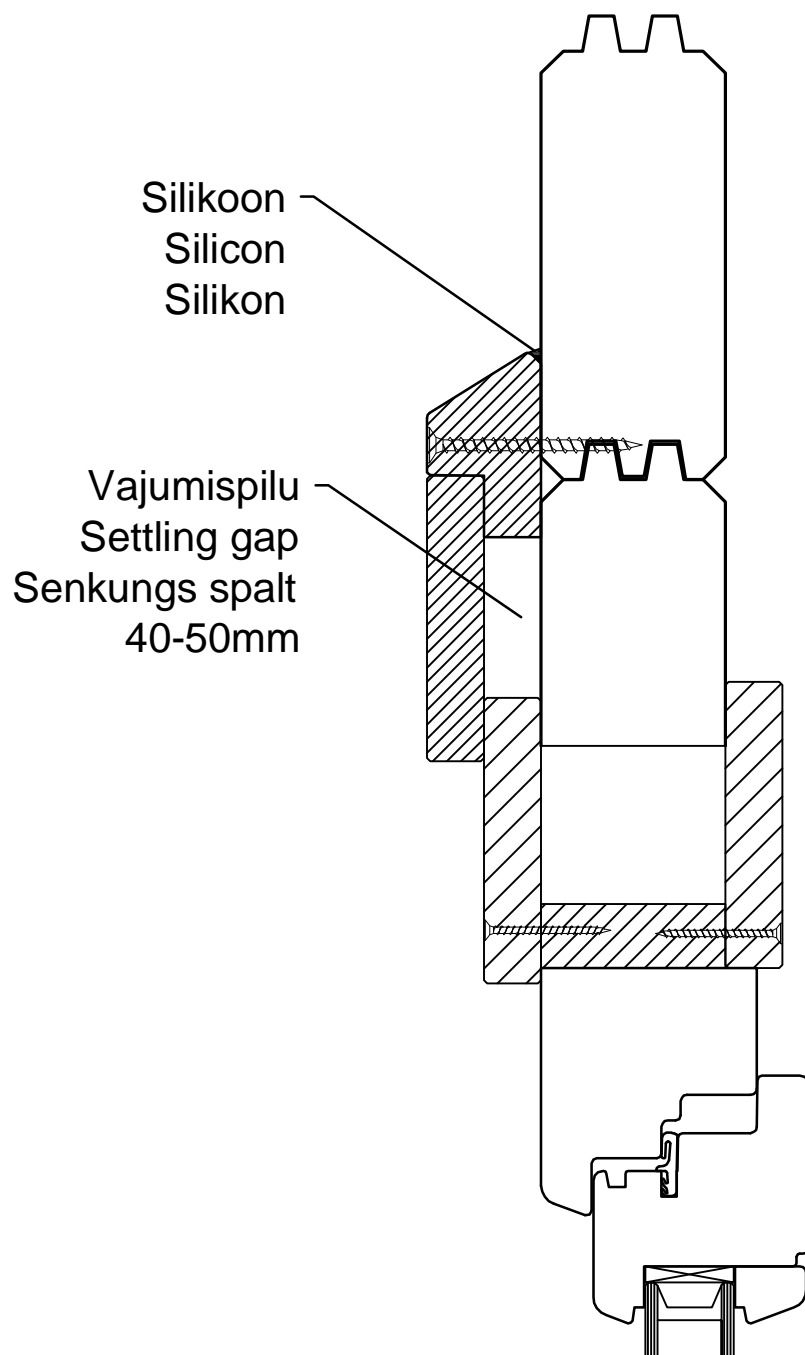
Pos	Teileliste/Specification Loma 3 415x650; 44	Pcs.	Profile (mm)	Length (mm)
025		6	44x135	2266
026		3	44x135	2044
027		1	44x135	2044
028		1	44x135	2044
029		2	44x135	1960
030		1	44x135	1960
031		1	44x135	1718
032		2	44x135	1378
033		11	44x135	1378
034		2	44x68	1275
035		30	44x135	1275
036		2	44x135	1199
037		1	44x135	1199
038		13	44x135	888
039		9	44x135	740
040		4	44x135	740
041		13	44x135	734
042		8	44x135	444
043		4	44x135	444
044		3	44x135	444
045		1	44x68	444
046		2	44x68	429
047		28	44x135	429
048		6	44x68	195
FH3	FUNDAMENTHOLZ (imprägniert) - FOUNDATION BEAM (impregnated) 	1	95x45	3790

Pos	Teileliste/Specification Loma 3 415x650; 44		Pcs.	Profile (mm)	Length (mm)
FH6	FUNDAMENTHOLZ (imprägniert) - FOUNDATION BEAM (impregnated) 		2	70x45	4124
FH1	FUNDAMENTHOLZ (imprägniert) - FOUNDATION BEAM (impregnated) 		8	70x45	3790
FH4	FUNDAMENTHOLZ (imprägniert) - FOUNDATION BEAM (impregnated) 		3	70x45	2339
FH7	FUNDAMENTHOLZ (imprägniert) - FOUNDATION BEAM (impregnated) 		2	70x45	2156
FH8	FUNDAMENTHOLZ (imprägniert) - FOUNDATION BEAM (impregnated) 		1	70x45	2039
FH2	FUNDAMENTHOLZ (imprägniert) - FOUNDATION BEAM (impregnated) 		1	70x45	1600
FH5	FUNDAMENTHOLZ (imprägniert) - FOUNDATION BEAM (impregnated) 		3	70x45	1381
PF1	PFETTEN - PURLINS 		3	58x170	5056
PF3	PFETTEN - PURLINS 		2	58x170	4112
PF4	PFETTEN - PURLINS 		2	58x170	3088
PF2	PFETTEN - PURLINS 		3	58x170	2144
	DACHBRETTER - ROOF BOARDS 		124+2	113x18	2414
	FUSSBODENBRETTER - FLOOR BOARDS  ✓			113x18	150.0 lfm/rm
	FUSSBODENBRETTER - FLOOR BOARDS 		14+1	113x18	4063
	FUSSBODENBRETTER - FLOOR BOARDS 		13	113x18	2095
	FUSSBODENLEISTEN - FLOOR STRIPS  ✓			18x40	39.0 lfm/rm
	DECKENLEISTEN - CEILING STRIPS  ✓			15x28	41.0 lfm/rm
G02-1	GIEBELBRETTER - GABLE BOARDS 18x120 19.5°  ✓		4	18x120	2494
G06-1	GIEBELDECKLEISTEN - GABLE COVER STRIPS 18x58  ✓		4	18x58	2494
T01-1	TRAUFENBRETTER - EAVES BOARDS 18x95 		4	18x95	3450
T06-1	TRAUFENLEISTEN - EAVES STRIPS 18x40  ✓			18x40	8.0 lfm/rm
GS	GIEBELSEGMENT - GABLE DIAMOND 		2		
HK2	HOLZ-KLOTZEN für verbinden der Wandbohlen - Wooden wedge for connecting the wall parts (122mm) 		7		
SH	SCHLAGHÖLZER - MOUNTING PIECES 		3		
MUT26	Mutter - Nut M12 U-Scheibe - Washer Ø30- für die Pfetten - for purlins 		20		
Kood	Loma 3 415x650; 44		Materjal		Leht 3/8

Pos	Teileliste/Specification Loma 3 415x650; 44		Pcs.	Profile (mm)	Length (mm)
KL-1	Gewindestange - Threaded rod M12- für die Pfetten - for purlins		10		170
ML1	Metallstange - Metal bar		8	D10	900
ML2	Metallstange - Metal bar		1	D10	830
ML3	Metallstange - Metal bar		1	D10	770
ML4	Metallstange - Metal bar		13	D10	360
NG2 550	NÄGEL - NAILS 2.5x50 Dachbretter - Roof boards		992		
NG2 550	NÄGEL - NAILS 2.5x50 Fussbodenbretter - Floor boards		882		
SR3 030	Schrauben - Screws 3.0x30 Deckenleisten - Ceiling strips		82		
SR3 030	Schrauben - Screws 3.0x30 Fussbodenleisten - Floor strips		78		
SR3 030	Schrauben - Screws 3.0x30 Giebeldeckleisten - Gable cover strips		20		
SR3 030	Schrauben - Screws 3.0x30 Traufenleisten - Eaves strips		28		
SR3 545	Schrauben - Screws 3.5x45 Giebelbretter - Gable boards		20		
SR3 545	Schrauben - Screws 3.5x45 Giebelsegment - Gable diamond		4		
SR3 545	Schrauben - Screws 3.5x45 Traufenbretter - Eaves boards		28		
SR354 5-001	Schrauben - Screws 3.5x45 Verbindungstreifen - Connecting strip		56		
SR5 0100	Schrauben - Screws 5.0x100 Fundamenthölzer - Foundation beams		84		
VS	Verbindungstreifen für verbinden der Wandbohlen - Connecting strip for connecting the wall parts		14		
KL1	Gewindestange - Threaded Rod M8		4		2000
KL2	Gewindestange - Threaded Rod M8		4		325
KV M UT M8	Mutter - Nut M8		8		
KV S EIB M8X25	U-Scheibe - Washer M8 Ø25		8		
KV MU TJ M8	Befestigungsmutter - Fixing nut M8		4		
	Achtung! Die Giebelbohlen können teilweise schon vormontiert sein! Bitte beachten - diese erscheinen nicht ganz so wie in der Teileliste beschrieben.				
	Notice! The gable pieces can be partly pre-assembled! Please notice - those differ from the description given in the specification list.				
	✓ - Bitte selber anpassen (falls nötig)! / Cut into length on site (if needed)!				
Kood	Loma 3 415x650; 44			Materjal	Leht 4/8

Pos	Teieliste/Specification Loma 3 415x650; 44	Pcs.	Profile (mm)	Length (mm)	
	<p>TÜR/DOOR 1580x2040 D3-D44R-01T-15802040</p> <p>Q3 D202-RT 1580</p>  <p>Right handed / DIN rechts / paremakäeline</p> <p>Clear opening/ durchgangsmaß/ ava suurus 1452x1932mm</p>  <p>double-pane tempered glass gehärtete ISO Glas 2-fach 2x klaaspakett, karastatud</p> 	1			
PROSS H1-2	Q2-Q3-1 Muntins - Sprossen - Prossid horizontal 18x18		8	18x18	575
PROSS V4-2	Q2-Q3-4 Muntins - Sprossen - Prossid vertical 18x18		2	18x18	1689
WL-2	Rain strips - Wasserleisten - Vihmaliistud 36x134		1	36x134	1780
PL3-5	Trims - Rahmenleisten - Piirdeliistud 18x95	 ✓	4	18x95	2020
PL3-6	Trims - Rahmenleisten - Piirdeliistud 18x95	 ✓	2	18x95	1780
SR25 15-01	2.5x15 Locking plate - Schließblech - Riivi vastus 01 Q2-Q3		2		
SR30 22-01	3.0x20ÜP Muntins - Sprossen - Prossid		20		
SR35 45-01	3.5x45 Trims - Rahmleisten - Piirdeliistud		24		
SR40 60-01	4.0x60 Rain strip - Wasserleiste - Vihmaliist		4		
SR50 90-01	5.0x90 Door frames - Türrahmen - Ukselengid		8		
RV01	Locking plate - Schließblech - Riivi vastus 01 Q2-Q3		1		
UL-Q 2-Q3	Q2-Q3 Door handle - Türgriff - Ukselink		1		
LS-Q4	Q4 Cylinder lock - Zylinderschloss - Lukusüdamik		1		
Kood	Loma 3 415x650; 44	Materjal		Leht	8/8

Vihmaliist / Rain strip / Wasserleiste



NB!

- Monteerida juhul kui ese on välja toodud maja spetsifikatsioonis!
- Install only if the item is listed in the house specification!
- Nur montieren wenn die Leiste in der Teileliste gezeigt ist!

